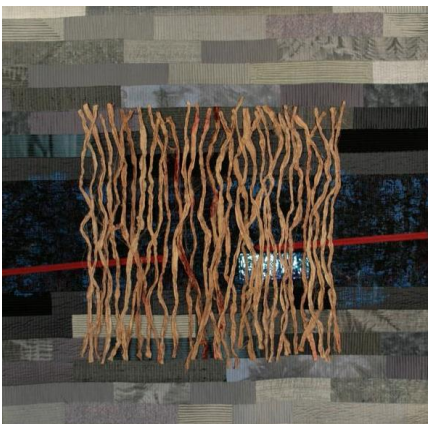




10. PRAGUE PATCHWORK MEETING *GUIDE*



1. Basic information and a map: p. 2 – 3
2. Programme for all three days: p. 4 – 9
3. Partners: p. 10
4. Exhibition plans, exhibitors lists: p. 11 – 18
5. Workshops p. 19 – 21

BASIC INFORMATION



Opening hours

- **friday 1.4.:** 12 - 18
- **saturday 2.4.:** 9.30 - 18
- **sunday 3.4.:** 9.30 – 16.30

Entrance fee:

- **180 CZK/ 1 day (EUR 7)**
- **350 CZK/ 3 days (EUR 14)**

Address:

The address is **Sportcentrum Wellness Hotel
Step, Malletova 1141, Praha 9.**

How can you get to us:

Nearest station:

metro B-Vysočanská and bus 136 **Skloněná** station

metro A-Flora and bus 136 **Skloněná** station

Other options:

metro B-**Palmovka** and about 20 minutes on foot

tram 28,16,25 **Balabenka** station and about 10 minutes on foot

On page three is a map of how you can get to the exhibition from each station.

MAP



PROGRAMME – FRIDAY 1. 4. 2016



12.00	Exhibition open for the public
11.00 – 13.55	Workshop No. 1, A. Tatchen: Korak, hall 4, workshop classroom
12.00	Opening of the 3day prize contest „Golden quiz question“ (entry possible until Sunday 3. 4., 12.00), hall 1, Haišman stand
13.00	VIP 10. PPM opening ceremony, gallery hall 1
13.00	Circular attachment and Ruffler Foot – workshop with audio-visual presentation, hall 1, NEJ Šicí stroje stand
13.00 – 14.00	Wooden buttons and decoration carving – workshop (material 25 – 50 CZK/person, registration on location), hall 4, MELME stand
14.00 – 14.30	Express your creativity with the Brother VR embroidery and quilting machine – mini workshop (quilt and embroidery combination, using pre-installed stitches, ornaments, quilting stitches in practice, registration brother@brother-czech.cz or free entry), hall 1, BROTHER stand
14.00 – 15.30	Children's workshop – Smart Phone cover (registration bernina@sicistroj.cz), hall 1, Patch Kids gallery

PROGRAMME – FRIDAY 1. 4. 2016



15.00	Decorative quilting on embroidery machines – workshop with audio-visual presentation, hall 1, NEJ Šicí stroje stand
16.00 – 16.30	Small presents made by Brother ScanNCut – mini workshop (beautiful décor, greeting cards, scrapbook –your creativity has no limits, registration brother@brother-czech.cz or free entry, gift for every participant), hall 1, BROTHER stand
16.00 – 17.30	Sewing with children (Smart Phone cover, registration bernina@sicistroj.cz), hall 1, Haišman stand
16.00 – 17.30	Felting for beginners – workshop (Katčín ateliér Raduha, material 50 CZK and needle 15 CZK, previous reservation at the stand recommended), hall 4, MELME stand
16.00 – 18.25	Workshop No. 3, K. J. Hohmann: Monotype inspired by P. Klee, hall 4, workshop classroom
18.00	Exhibition closed for the public

PROGRAMME – SATURDAY 2. 4. 2016



9.30	Exhibition open for the public
9.00 – 11.55	Workshop No. 4, O. Ron: Circular Fabric Weaving Workshop, hall 4, workshop classroom
10.00 – 11.00	Hat or beret felting – workshop (Katčín ateliér Raduha, material 50 CZK and needle 15 CZK, previous reservation at the stand recommended), hall 4, MELME stand
10.00 – 11.30	Children's workshop – Smart Phone cover (registration bernina@sicistroj.cz), hall 1, Patch Kids gallery
11.00	Applications with embroidery machine – workshop with audio-visual presentation, hall 1, NEJ Šicí stroje stand
11.30 – 12.00	Small presents made by Brother ScanNCut – mini workshop (beautiful décor, greeting cards, scrapbook – your creativity has no limits, registration brother@brother-czech.cz or free entry, gift for every participant), hall 1, BROTHER stand
12.00 – 14.00	Wooden buttons and decoration carving – workshop (material 25 – 50 CZK/person, registration on location), hall 4, MELME stand
12.00 – 14.55	Workshop No. 6, E. N. de la Croix: Distortion, hall 4, workshop classroom
13.00	Circular attachment and Ruffler Foot – workshop with audio-visual presentation, hall 1, NEJ Šicí stroje stand
13.00 – 14.00	SAQA Meeting (registration jana-sterbova@seznam.cz), Aromi restaurant (hotel area)
14.00 – 14.30	Express your creativity with the Brother VR embroidery and quilting machine – mini workshop (quilt and embroidery combination, using pre-installed stitches, ornaments, quilting stitches in practice, registration brother@brother-czech.cz or free entry), hall 1, BROTHER stand

PROGRAMME – SATURDAY 2. 4. 2016



14.00 – 15.00	<i>Fashion Show by atelier Šlocarová and Apták, jewellery provided by studio Zdenae</i> , hall 2
14.30 – 16.30	<i>Felting beginners: Twig with leaf</i> – workshop (Katčín ateliér Raduha, material 50 CZK and needle 15 CZK, previous reservation at the stand recommended), hall 4, MELME stand
15.00	<i>Decorative quilting on embroidery machines</i> – workshop with audio-visual presentation, hall 1, NEJ Šicí stroje stand
15.00 – 15.15	<i>Launching of books</i> from Grada Publishing by authors J. Harmachová and I. Slavíková, hall 2
15.00 – 16.00	<i>Sewing a cosmetic bag</i> (registration bernina@sicistroj.cz), hall 1, Haišman stand
15.00 – 17.55	<i>Workshop No. 7, M. Gilbert: Cut, stitch, cut and recycle</i> , hall 4, workshop classroom
15.20	<i>Announcing the results in contest categories of 10. PPM and awarding prizes to the top 3 contestants</i>
16.00 – 17.30	<i>Children's workshop</i> – Smart Phone cover (registration bernina@sicistroj.cz), hall 1, Patch Kids gallery
16.30 – 17.30	<i>Wooden buttons and decoration carving</i> – workshop (material 25 – 50 CZK/person, registration on location), hall 4, MELME stand
18.00	Exhibition closed for the public

PROGRAMME – SUNDAY 3. 4. 2016



9.30	Exhibition open for the public
9.30 – 12.25	Workshop No. 8, G. Travis: Make your own Stenciled and Block Printed fabric, hall 4, workshop classroom
10.00 – 11.30	Felting beginners: Twig with leaf – workshop (Katčín ateliér Raduha, material 50 CZK and needle 15 CZK, previous reservation at the stand recommended), hall 4, MELME stand
11.00	Applications with embroidery machine – workshop with audio-visual presentation, hall 1, NEJ Šicí stroje stand
11.00 – 12.00	Sewing a cosmetic bag (registration bernina@sicistroj.cz), hall 1, Haišman stand
11.00 – 12.30	Children's workshop – Smart Phone cover (registration bernina@sicistroj.cz), hall 1, Patch Kids gallery
11.30 – 12.00	Small presents made by Brother ScanNCut – mini workshop (beautiful décor, greeting cards, scrapbook – your creativity has no limits, registration brother@brother-czech.cz or free entry, gift for every participant), hall 1, BROTHER stand

PROGRAMME – SUNDAY 3. 4. 2016

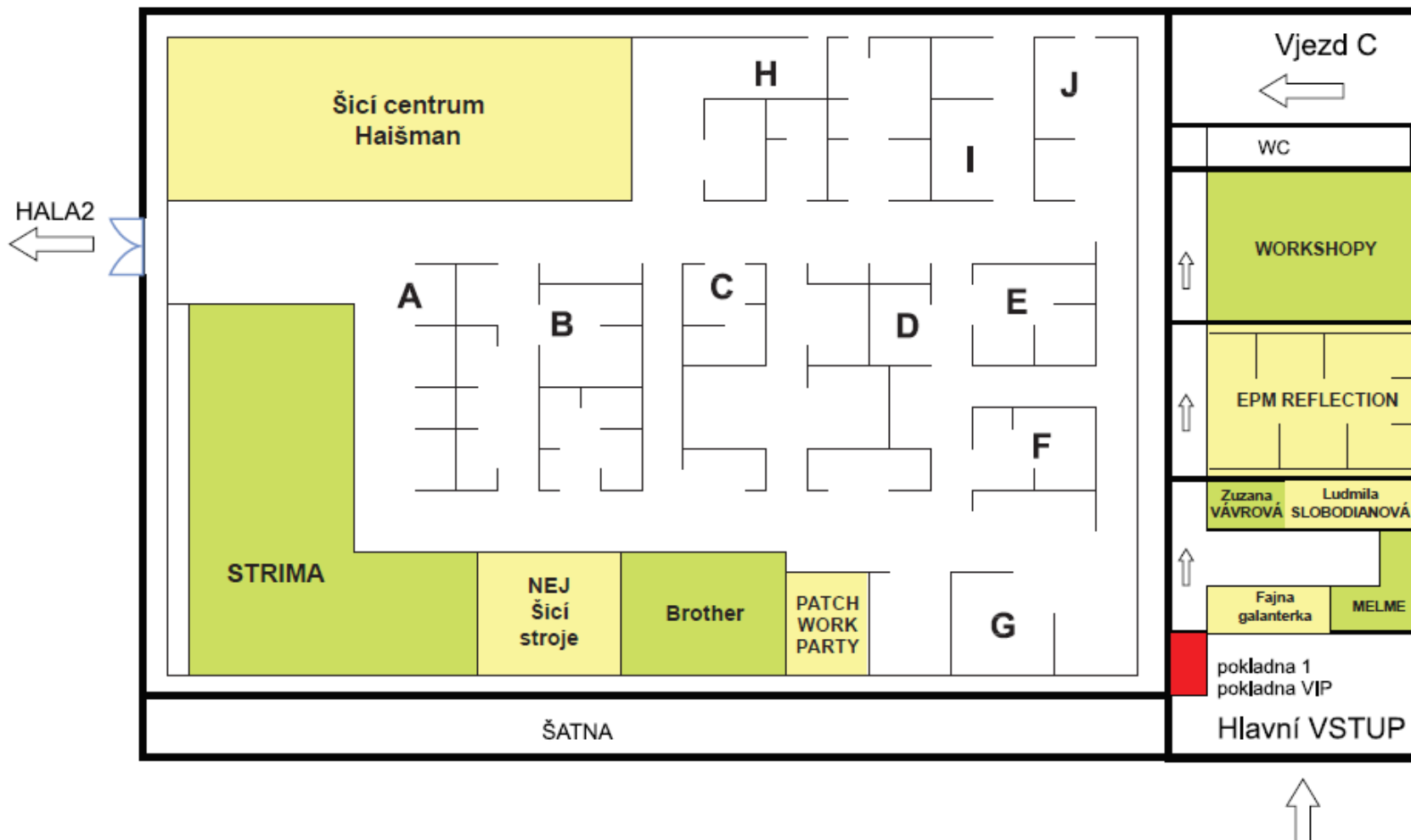


12.00 – 14.00	Wooden buttons and decoration carving – workshop (material 25 – 50 CZK/person, registration on location), hall 4, MELME stand
13.00	Announcing the results of the prize contest „Golden quiz question“ , hall 1, Haišman stand
13.00	Circular attachment and Ruffler Foot – workshop with audio-visual presentation, hall 1, NEJ Šicí stroje stand
14.00 – 14.30	Express your creativity with the Brother VR embroidery and quilting machine – mini workshop (quilt and embroidery combination, using pre-installed stitches, ornaments, quilting stitches in practice, registration brother@brother-czech.cz or free entry), hall 1, BROTHER stand
14.00 – 15.00	Sewing a cosmetic bag (registration bernina@sicistroj.cz), hall 1, Haišman stand
15.00	Decorative quilting on embroidery machines – workshop with audio-visual presentation, hall 1, NEJ Šicí stroje stand
16.30	End of 10th PPM

PARTNERS OF 10. PPM



HALL 1, HALL 4 - PLANS



HALL 1 – EXHIBITORS



H1.1	Šicí centrum Haišman	E	soutěž HVĚZDY (Challenge STARS)
H1.2	Strima Czech		Ozvěny K. Fassett
H1.3	NEJ Šicí stroje	F	Okamžiky – Lipsko
H1.4	Šicí technika Brother		(Moments Leipzig)
H1.5	Patchworkparty		Ozvěny K. Fassett
A	soutěž ČAS (Challenge TIME)		Mirka Kalinová
	Orna Ron, Rachel Covo	G	TOP 10 české klasiky
B	Anka Pradel		(TOP 10 Czech Classic)
	Art Quilt Fusion	H	Patch Kids
	Annette Bamberger		Zahraniční quilty
C	GegenLicht		(International Quilts)
	Srub bez hranic		Kuba (Cuba)
	(Log Cabin Unlimited)		Gillian Travis
	K.J. Hohmann		Voyage Art Textiles
D	Art Quilt Harbour		E.N. de la Croix
	Věra Skočková	I	Antik quilt (Antique Quilt)
	Ten to Twelve		Český quilt (Czech Quilts)
	Jaroslava Grycová	J	Český quilt (Czech Quilts)
	Bára Bartošová		
	Jana Haklová		
	Alena Martincová, Marta Drozdová		

HALL 4 – EXHIBITORS



H4.1 Fajna galanterka

H4.2 Melme

H4.3 L. Slobodianová

H4.4 Z. Vávrová

H4.5 EPM – Reflection

H4.6 Workshopy

HALL 2 GROUND FLOOR HALL 3 - PLANS



HALL 2 GROUND FLOOR, HALL 3 – EXHIBITORS



Hall 2		Hall 3			
H2.1	Látky Červený	H3.1	Látky Mráz	H3.11	Ragos
H2.2	Zuzana Středová	H3.2	Patchwork IA	H3.12	Csokifolt
H2.3	Modern patchwork	H3.3	Koh-i-noor	H3.13	Seidlová
	Livio Fabrics	H3.4	Blue Step	H3.14	Danvice
H2.4	MEZ Crafts, VierMa	H3.5	SAI Czech	H3.15	Tvořivá ovečka
H2.5	Český panenkový klub	Cotton		H3.16	Mireille
	5A Decorations	H3.6	Foltvilág	H3.17	Bargello
H2.6	Art Quilt klub CZ Jeans, Denim	H3.7	Látky pro vás	H3.18	Kouzlo domova – Winklerová
	Jehla, nůžky, jehlice (Needle, Scissors)	H3.8	Látky Maroli	H3.19	Quilting 4You
INFO PPM		H3.9	Twint, Apták	H3.20	Idea-Creative
		H3.10	Finex		

HALL 2 FIRST FLOOR - PLAN



HALL 2 FIRST FLOOR – EXHIBITORS



H2P.1 La Linea

Bursico

H2P.2 Quilting Dana

Venda Kamená

H2P.3 Patchwork Jana

H2P.4 Vlněné sestry

Postaráme se

H2P.5 Patchworkobchod Teplice

H2P.6 Deky z lásky

Dagmar Hulmáková

H2P.7 Magda Lišková

H2P.8 Bazar BPK

H2P.9 Patch-Design

H2P.10 U Melluzínky

H2P.11 Lili-látky

H2P.12 Bernina centrum Votrubcová

H2P.13 Látky se zvířátky

H2P.14 HanaŠlocarová

H2P.15 SD Servis - Bambulky

H2P.16 Krasohled

H2P.17 Grada

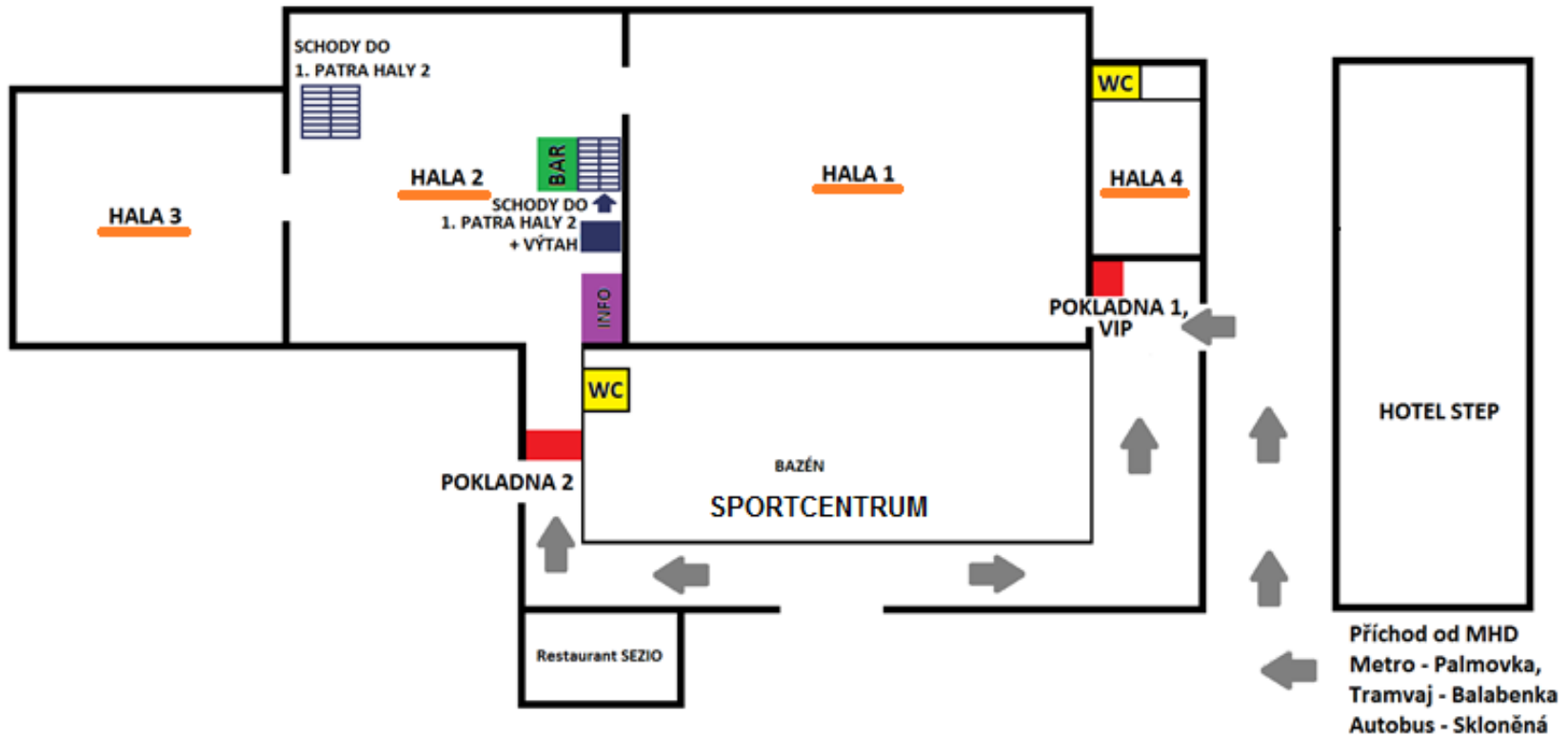
H2P.18 Česká pojišťovna

H2P.19 Zdenae

H2P.20 Skalický

H2P.21 Apliquick TM

PLAN – WHOLE AREA



WORKSHOPS



This year workshops will take place at ONLY ONE place:

1. classroom Squash

This classroom is directly in the area of exhibition – in hall 4 in the sport Centre of hotel STEP, right after cashdesk 1.

More information about workshops can be found on the following pages and on our website.

<http://www.praguepatchworkmeeting.com/en-ppm-kurzy.php>

WORKSHOPS

CLASSROOM I - *SQUASH*



Friday 1.4.

11:00 – 13:55

Annette Tatchen

Korak

One of the oldest techniques of hand sewing, which can be used for making traditional and modern quilts.

16:00 – 18:25

Klaus-Jürgen
Hohmann

Monotype inspired by Paul Klee

Traditional graphic technique finds unique use at patchwork, modern quilt or collage.

WORKSHOPS

CLASSROOM I - *SQUASH*



Saturday 2.4.

9:00 - 11:55

Orna Ron

Circular Fabric Weaving Workshop

A technique of weaving fabric strips or other shapes in order to create wonderfully complex-looking fabric for variety of uses including hats, vests, bags and quilts.

12:00 - 14:55

Elizabeth Nacenta
de la Croix

Distortion

When you look up at the sky through the leaves in a forest, the trunks and the branches of the trees are distorted as if they want to join over your head.

15:00 – 17:55

Monique Gilbert-
Oversteys

Cut, stitch, cut and recycle

Free hand cutting circles. Direct appliqué. Recycle the cut away back circles and topstitch it to another circle. Do it again and again.

Sunday 3.4.

9:30 - 12:25

Gillian Travis

Make your own Stenciled and Block Printed fabric

Using stencils and printing blocks to decorate a fabric is an easy way to make an own unique fabric. The teacher will bring a large collection of stencils and printing blocks, some purchased, other home made.