

NEWSLETTER

October 2011



CONTENT

Gabriele Herzberger	p. 2
Bonnie Lyn McCaffery	p. 3
Mystery Quilt by Kimberly Elnmo	p. 4
Textile News	p. 5

Patchwork Autumn

Dear friends of Prague Patchwork Meeting,

Current issue of our Newsletter will present you further authors and collections, which you will be able to see within the 6th Prague Patchwork Meeting in April 2012.

This time, it is the amazing collection of the European A4 quilts, which will be brought to Prague by Gudrun Heinz. Let us also introduce Gabriele Schultz Herzberger, who will hold a number of interesting workshops.

In case you missed the Birmingham Festival of Quilts, we are bringing you a link to a guided tour of the Czech collection.

Anna Štěrbová

The best for patchwork...

Need some fabric, new machine or inspiration? We bring you all the necessary links!

www.sicistroj.cz

www.dumlatek.cz

www.ragos.cz

www.strima.com

www.vierma.cz

www.bernina.cz www.bernina.sk

www.patchwork-hobby.cz


www.patch-design.cz

www.aja-patchwork.cz

www.hotelstep.cz

**„Gabrielle’s quilts
could not be missing
neither on the Quilt
Celebration in Dyllas
in 2010, nor on the
European exhibition
Nadewelt in
Karlsruhe...“**

Page 2.



Major exposition on the 5th PPM, 2011
Photo: Petr Nikodem

Patchwork Stars – Gabriele Schultz Herzberger


Gabrielle has been taking German as well as international workshops related to quilts since 1994. Between 2002-2005, she took the qualification course organized by the German Patchwork Gilde and became a lecturer on her own.

She has been participating on more than 30 international exhibitions in both Europe and the USA, of course her home – Germany, could not stay left behind. The visitors of the Prague Patchwork Meeting had the chance to see her works within the first three events as between 2007 and 2009 within the Freischerler Group. She is regularly taking part by the Bodensee Quilt Festival as well as the Kreativ Welt in Wiesbaden. Her works have been awarded many times (St. Marie 2008, Birmingham 2010, DPG 2011) by professional juries.

Gabrielle's quilts could not be missed on the Quilt Celebration in Dallas in 2010 as well as during the European quilt show Nadelwelt, which took place in Karlsruhe earlier this year.

Apart from giving workshops, Gabrielle is frequently contributing to the leading magazines (Patchwork Professional, Textilkunst and the Bodensee-Quilt Festival Catalogue), she is also member of two significant groups: FreiScherler (www.freischerler.de) and MixTex, whereby she is supporting their exhibitions' organization as well.

Since 2010, Gabrielle is member of the Pias Quilt Werkstatt team (www.pias-quilt-werkstatt.de) and she is giving workshops on both modern as well as traditional techniques.



Geometrics 3



Geometrics 9. detail

Amazon & Achilia



The photographs were provided by Gabriele Schultz Herzberger.

VideoCasts of Bonnie Lyn McCaffery

While traveling around the world to teach her creative quilting techniques (Painted Faces, DoodleZenDotZ and more) Bonnie Lyn McCaffery also takes the opportunity to film some of the international events she attends. These are presented as free VidCasts on her website www.BonnieMcCaffery.com along with other videos of interviews with quilt personalities and demonstrations of a variety of techniques. Her 10-15 minute VidCasts are available for free on her website. There are over 60 of them now. And if you don't want to miss them as soon as they come out, sign up for her free Email Newsletter at <http://groups.yahoo.com/group/BonnieMcCafferyNewsletter>

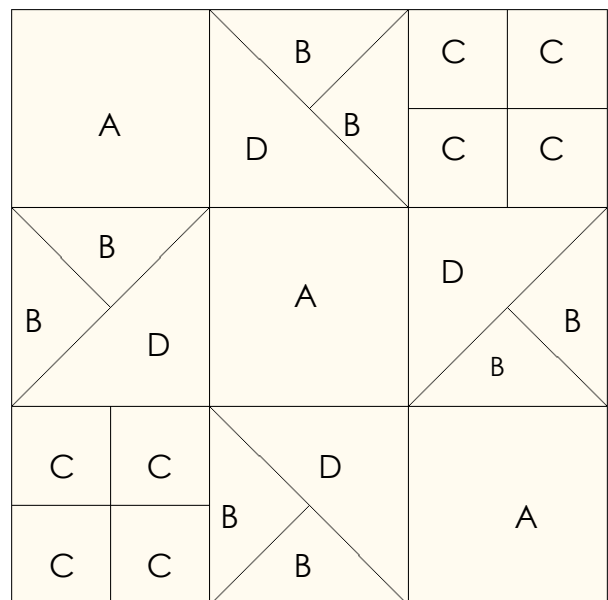

Following link brings you to the VideoCast from Birmingham Festival of Quilts, where the Czech exposition was displayed:
http://www.youtube.com/watch?v=ErjYbT_iOg&feature=player_embedded

Mystery quilt by Kimberly Einmo – Step 5

The biggest selection of fabrics for the project is brought to you by

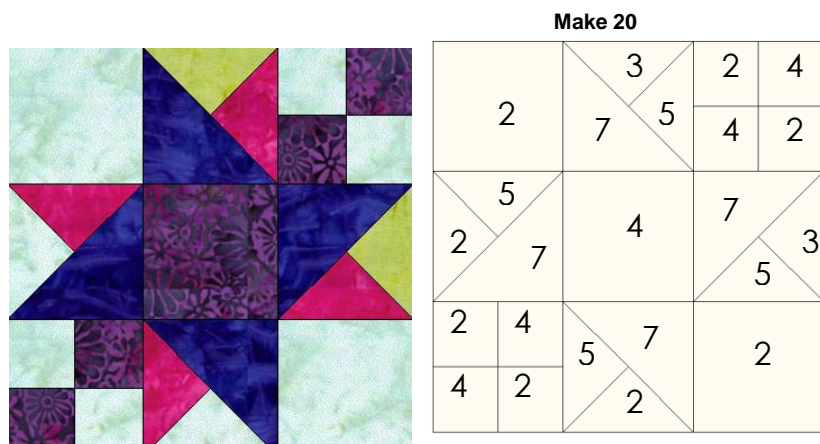
WIS Patchwork Studio (<http://www.eshop.patchwork-studio.cz/>)

- Using the fabric #2 – 3½" x 3½" squares (A patches), the four-patch (C) units you constructed in Clue #2, and the triple-triangle (B/B/D) units you constructed in Clue #4, construct the Czech Star blocks as shown in the diagrams below.
- **Pay close attention to fabric placement in each version of the block!**

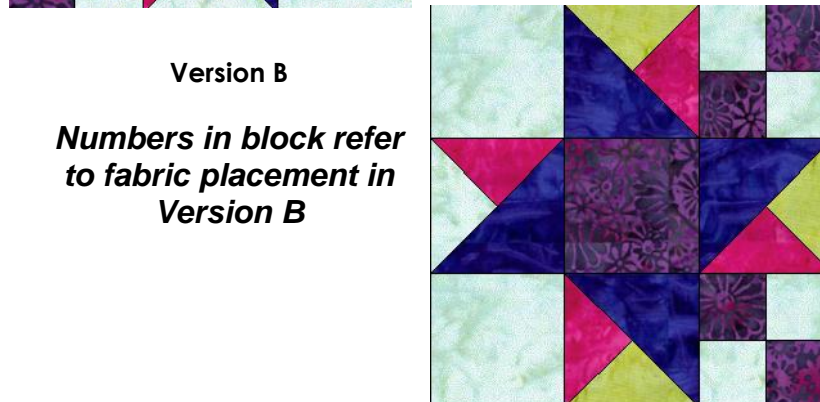


Mystery quilt by Kimberly Einmo – Step 5

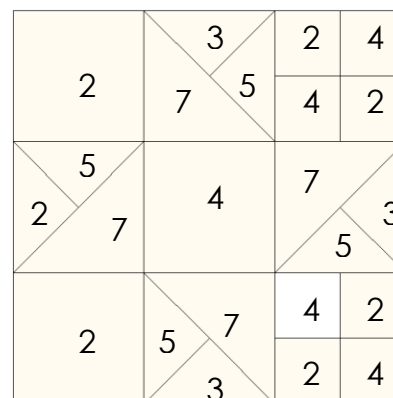
- Blocks should measure 9½" square unfinished. Square-up your Czech Star blocks, and be sure to leave a ¼" seam allowance so the points of the star will be sharp.
- **TIP:** Your blocks may be slightly larger or slightly smaller than 9½" depending on a variety of factors including your ¼" seam and the type and weight of the thread you use, etc. **Consistency in the size of your blocks is the key.**
- Square-up your Czech Star blocks to the same size. Then, square-up your Trail blocks to match the size of your Czech Star blocks.



Version A
Numbers in block refer to fabric placement in Version A



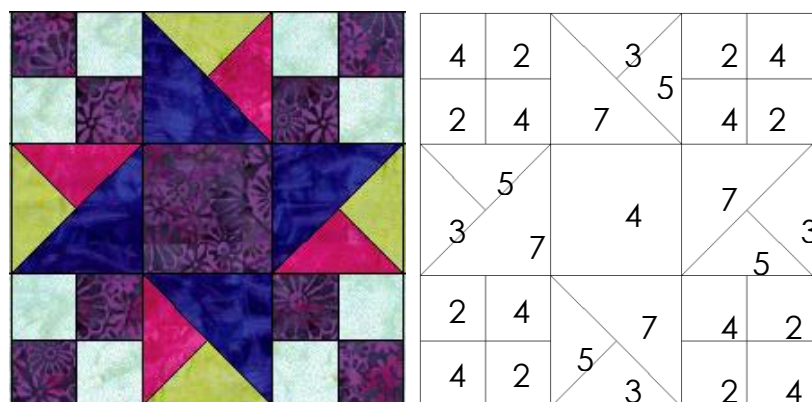
Version B
Numbers in block refer to fabric placement in Version B



Make 4

Version C

Numbers in block refer to fabric placement in Version C



Make 1

The project is supported by the general distributor of PFAFF, the company Pavel Haišman

Textile News: Freiheit · Liberté · Freedom

Freiheit-Liberté-Freedom is the fourth international textile collection of the small A4 format, which is put together by Gudrun Heinz, and will be displayed within the 6th Prague Patchwork Meeting in Prague in April 2012. Gudrun has introduced us to the collection:

The topic of "Freedom" has always been very strong to all people around the world.

The freedom in thinking, social freedom as well as personal development, tolerance, the freedom from obligations, but also the freedom in the artistic expression and display.. All these aspects were a huge challenge for the participating textile authors. How should this topic be presented on such a small surface? The result is amazing quilts, rich in thoughts and very often highly surprising, speaking of the creative approach towards freedom in art.

261 works, 177 authors from 15 different European countries have reacted to the topic, which has exceeded all expectations. Simply amazing! The 3-people jury has chosen 177 works, which was a very difficult task, in two stages.

As for me, the highest challenge was to form an exhibition which would look unified, yet leaves the individuals to shine in the same way as if it was a normal size quilt.

The collection reflects the diversity, topical as well as technical, and features a wide range of used materials, fully utilizing the given area. Inspiration was seen not only in historical events and personalities, but also in nature, poems or human rights. Many individual contributions have shown that "Freedom" has no boundaries: is the apple falling just like that or is it dancing along? Does a snail have the freedom to decorate his shell the way he wants?

You can see the answers on your own if you visit the exhibition next year in Prague.

Textile News: Freedom is a travelling exhibition, which was first displayed within the Festival of Quilts in Birmingham in August 2011. Further on, it has been shown in Moscow and will be presented within the German Gild exhibition Patchworktage in May 2012 in Einbeck. The collection is accompanied by a catalogue CD.

I am truly looking forward to meeting all of you at PPM next year. More information may be found on my webpage www.quiltsundmehr.de.

Best regards,
Gudrun Heinz

Anna Kaethi Iseli



„The theme „Freedom“ has always attracted people from all around the world“

Gudrun Heinz



Lisette Helmer

